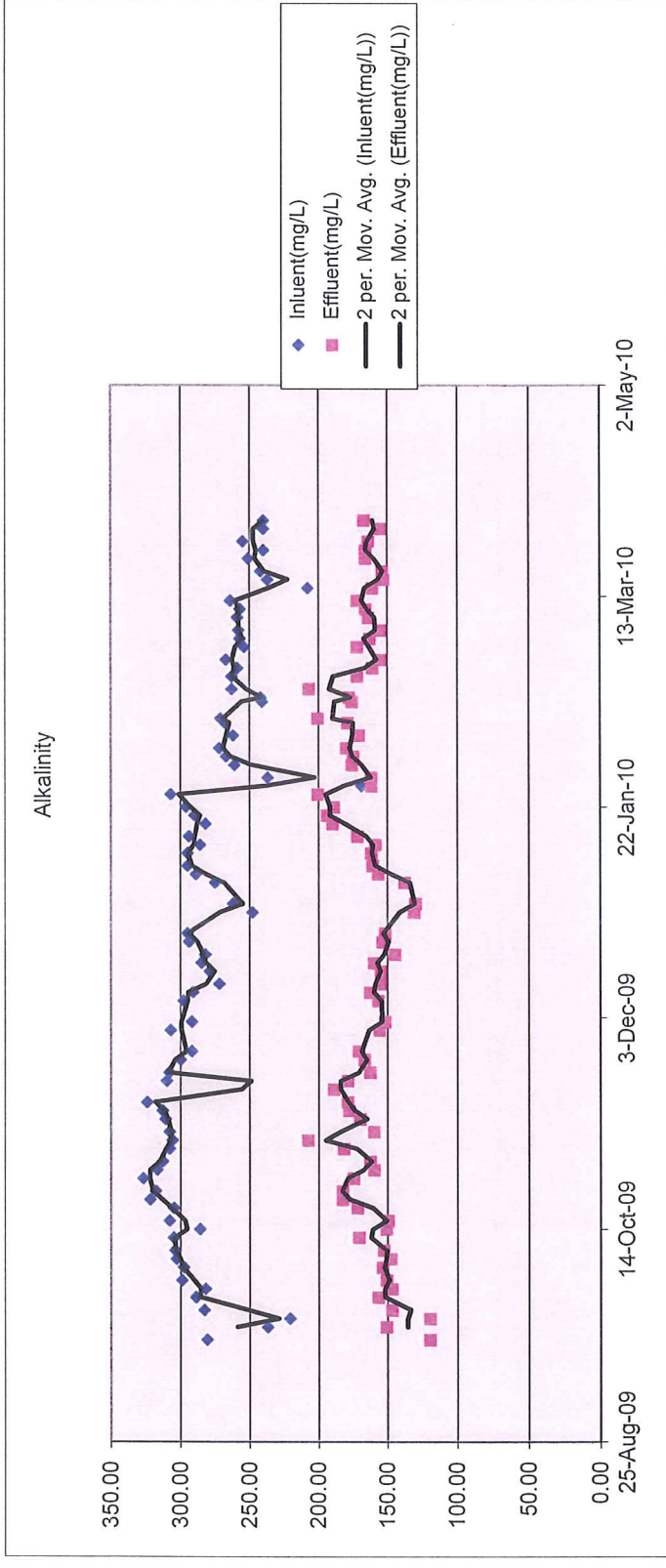


ATTACHMENT F

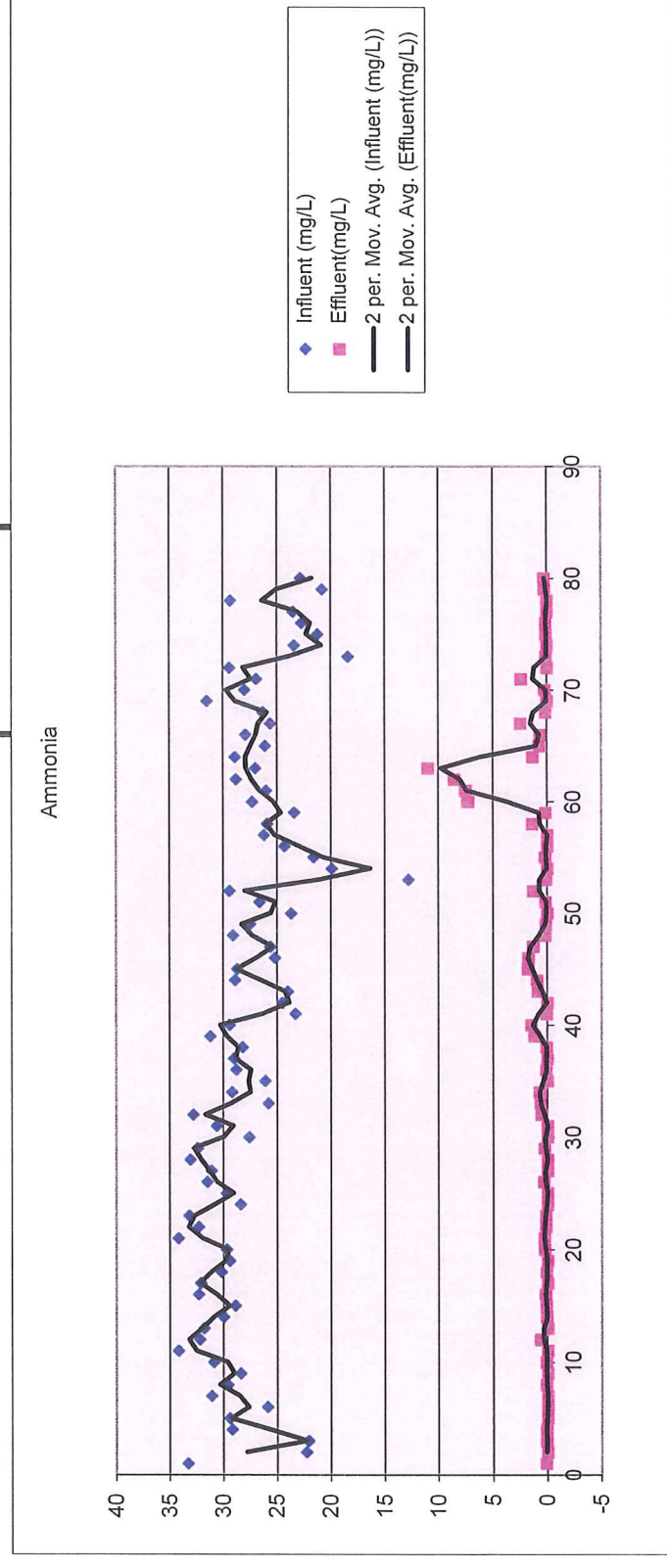
PILOT STUDY ANALYTICAL DATA

INFLUENT											EFFLUENT										
DATE	ALKALINITY	AMMONIA-N	BOD-SOLUBLE	BOD	NITRATE	NITRITE	TN	TP	TKN	TSS	ALKALINITY	AMMONIA-N	BOD-SOLUBLE	BOD	NITRATE	NITRITE	TN	TP	TKN	TSS	
18-Sep-09	281	33.3	42.2	101.0	0	0	31.80	3.9	31.8		120	0.14	2.8	15.9	0.00	0.00	1.90	2.30	1.9		
21-Sep-09	237	22.3	26.9	119.0	0	0.58	28.18	2.8	27.6		151	0.00	4.1	8.4	8.90	0.30	11.30	2.40	2.1		
23-Sep-09	221	22.1	19.1	86.7	0	0	28.40	2.3	28.4		120	0.11	0.0	5.1	8.50	0.25	14.45	1.60	5.7		
25-Sep-09	283	29.2	40.8	93.7	0	0	31.50	4.2	31.5		147	0.11	0.0	5.6	9.60	0.28	11.68	2.20	1.8		
28-Sep-09	289	29.4	44.7	108.0	0	0	28.20	3.6	28.2		157	0.00	2.4	4.8	10.90	0.00	12.10	2.50	1.2		
30-Sep-09	282	25.9	70.0	159.0	4.2	2.9	39.10	4.6	32.0		147	0.00	0.0	8.7	14.20	0.00	15.50	2.50	1.3		
2-Oct-09	299	31.1	32.0	160.0	0	0	31.40	5.2	31.4		151	0.00	0.0	5.6	13.00	0.00	15.00	2.60	2.0		
5-Oct-09	298	29.6	55.2	173.0	0	0	33.60	5.1	33.6		154	0.14	0.0	7.2	10.40	0.00	12.10	2.80	1.7		
7-Oct-09	303	28.4	31.1	92.6	0	0	36.90	5.4	36.9		148	0.00	0.0	4.0	12.80	0.00	13.80	2.80	1.0		
9-Oct-09	304	30.9	63.8	163.0	0	0	38.10	5.6	38.1		153	0.15	9.3	10.6	11.20	0.38	13.38	2.80	1.8		
12-Oct-09	305	34.2	61.1	160.0	0	0	40.20	5.3	40.2		171	0.00	3.7	9.7	8.90	0.20	11.30	2.90	2.2		
14-Oct-09	286	32.2	46.1	157.0	0	0	39.90	5.1	39.9	198	151	0.70	0.0	8.2	12.30	0.22	14.42	3.00	1.9	19	
16-Oct-09	308	31.8	24.3	152.0	0	0	43.50	5.4	43.5	148	150	0.00	0.0	9.2	9.20	0.20	10.90	2.70	1.5	18	
19-Oct-09	305	30.0	31.8	134.0	0	0	35.90	4.4	35.9	136	172	0.10	0.0	8.8	9.50	0.20	12.40	3.00	2.7	12	
21-Oct-09	322	28.9	19.4	144.0	3	2.7	32.90	4.8	27.2	109	183	0.15	2.2	20.2	11.40	0.34	11.74	2.70	0.0	17	
23-Oct-09	318	32.3	39.7	181.0	0	0	32.40	5.4	32.4	192	183	0.23	0.0	8.7	7.70	0.44	8.14	3.40	0.0	19	
26-Oct-09	327	32.1	47.0	169.0	0	0	35.10	5.1	35.1	132	175	0.00	2.6	16.7	8.50	0.00	11.10	2.80	2.6	22	
28-Oct-09	317	30.2	38.6	150.0	0	0	34.70	4.7	34.7	137	160	0.13	3.4	17.2	10.50	0.00	12.50	2.50	2.0	18	
30-Oct-09	313	29.4	35.2	102.0	0	0	36.90	4.5	36.9	89	163	0.00	0.0	9.4	10.60	0.00	12.40	2.80	1.8	13	
2-Nov-09	308	29.7	47.4		0	0	38.00	4.8	38.0	155	182	0.31	2.2		10.10	0.00	12.00	1.80	1.9	16	
4-Nov-09	306	34.2	38.9	149.0	0	0	31.80	4.5	31.8	147	208	0.32	0.0	22.5	3.80	0.42	7.72	2.10	3.5	11	
6-Nov-09	308	32.3	41.5	185.0	0	0	36.00	5.9	36.0	156	160	0.18	0.0	13.8	9.50	0.00	11.50	1.90	2.0	19	
9-Nov-09	311	33.2	0.0	159.0	0	0	37.20	5.8	37.2	154	170	0.19	46.2	20.8	7.50	0.00	10.10	2.10	2.6	17	
11-Nov-09	313	28.4	50.9	166.0	0	0	29.60	4.3	29.6	59	178	0.00	7.4	18.8	5.10	0.00	7.20	1.20	2.1	23	
13-Nov-09	324	29.7	42.9	171.0	0	0	40.20	5.2	40.2	146	179	0.00	3.3	22.8	4.60	0.00	7.60	1.30	3.0	21	
16-Nov-09	188	31.5	68.5	124.0	0	0	35.90	4.9	35.9	135	189	0.34	4.2	20.7	2.00	0.00	4.90	1.20	2.9	13	
18-Nov-09	310	31.1	62.6	128.0	1.3	2.4	36.70	4.4	33.0	60	179	0.00	6.5	26.3	7.00	0.00	9.50	0.51	2.5	17	
20-Nov-09	308	33.1	33.9	180.0	0	0	38.00	5.1	38.0	131	163	0.00	3.1	22.3	9.10	0.00	12.30	1.60	3.2	19	
23-Nov-09	300	32.4	62.0	136.0	0	0	35.60	4.2	35.6	61	167	0.31	5.3	22.1	7.30	0.24	9.74	1.40	2.2	16	
25-Nov-09	292	27.6	21.7	79.6	0	0.62	33.52	3.6	32.9	88	171	0.00	4.3	19.6	7.70	0.00	10.80	1.20	3.1	28	
30-Nov-09	307	30.6	49.2	183.0	0	0	39.80	5.2	39.8	151	156	0.00	3.9	19.9	0.46	0.24	3.50	1.10	2.8	17	
2-Dec-09	292	32.8	34.9	137.0	0	0	32.30	4.5	32.3	150	152	0.56	3.3	20.5	9.80	0.22	12.92	1.60	2.9	22	
7-Dec-09	298	25.8	47.6	103.0	0	0	30.80	4.0	30.8	78	157	0.67	6.3	17.8	9.30	0.26	12.16	2.00	2.6	17	
9-Dec-09	291	29.2	33.0	101.0	0	0	34.80	4.2	34.8	53	163	0.75	4.9	9.4	7.40	0.00	10.10	1.30	2.7	19	
11-Dec-09	272	26.1	25.8	104.0	0	0	26.60	3.9	26.6	130	155	0.00	3.9	35.2	8.40	0.00	10.50	1.80	2.1	14	
14-Dec-09	279	28.8	45.2	174.0	0	0	33.90	4.8	33.9	130	155	0.14	3.5	20.5	8.20	0.00	10.70	0.96	2.5	18	
16-Dec-09	285	29.0	27.4	96.2	0	0	29.60	4.5	29.6	80	160	0.00	2.1	19.5	8.10	0.00	10.30	0.73	2.2	11	
18-Dec-09	282	28.2	26.5	100.0	0	0	30.00	6.0	30.0	290	145	0.11	2.5	23.9	12.10	0.00	14.70	1.10	2.6	25	
21-Dec-09	294	31.2	38.9	140.0	0	0	31.50	3.9	31.5	147	154	1.23	0.0	20.0	9.40	0.58	13.38	1.30	3.4	27	
23-Dec-09	295	29.4	33.4	137.0	0	0	29.30	4.1	29.3	89	152	1.53	0.0	36.3	8.50	0.52	13.52	1.60	4.5	30	
28-Dec-09	248	23.3	24.8	180.0	0	0.2	29.60	4.3	29.4	156	131	0.10	3.7	31.4	9.10	0.00	14.30	1.70	5.2	38	
30-Dec-09	262	24.5	30.5	184.0	0	0	29.30	4.2	29.3	126	130	0.00	0.0	49.7	12.90	0.00	16.00	2.60	3.1	30	
4-Jan-10	275	24.0	43.8	149.0	0	0	28.10	4.4	28.1	172	138	0.91	2.8	26.1	12.60	0.32	16.32	2.30	3.4	37	
6-Jan-10	289	28.8	19.9	182.0	0	0	37.50	4.7	37.5	133	157	0.98	2.3	36.2	9.10	0.76	13.96	2.40	4.1	33	
8-Jan-10	295	28.7	17.3	125.0	0	0	33.80	4.6	33.8	54	161	1.81	12.9	27.5	8.60	0.72	14.12	2.40	4.8	36	
11-Jan-10	295	25.2	46.0	105.0	0	0	32.90	4.1	32.9	43	162	1.78	0.0	41.3	9.40	0.70	14.50	2.60	4.4	27	
13-Jan-10	286	25.6	35.2	146.0	0	0	33.60	4.3	33.6	112	159	1.34	0.0	29.4	9.40	0.76	15.06	2.40	4.9	13	
15-Jan-10	294	29.1			0	0	33.90	4.8	33.9	124	172	0.24	7.9	7.9	4.40	1.30	9.00	2.20	3.3	32	
18-Jan-10	282	27.5	32.3	171.0	0	0	30.90	4.5	30.9	148	190	0.16	0.0	69.8	0.56	0.00	3.86	1.50	3.3	96	
20-Jan-10	290	23.7	49.6	114.0	0	0	32.10	4.4	32.1	127	194	0.00	0.0	21.8	0.00	0.00	17.30	0.86	17.3	28	
22-Jan-10	296	26.6	33.7	130.0	0	0.8	32.00	4.4	31.2	121	189	0.18	0.0	22.4	1.60	0.72	5.02	0.99	2.7	50	
25-Jan-10	307	29.4	30.4	219.0	0	0	38.40	6.0	38.4	193	201	1.31	4.1	59.1	0.44	0.26	3.80	4.50	3.1	36	
27-Jan-10	169	12.8	11.9	69.5	0.32	0	13.22	1.9	12.9	70	1662	0.12	0.0	22.1	0.00	0.00	2.60	1.89	2.6	23	
29-Jan-10	237	19.9	12.5	90.7	0	0	26.60	3.4	26.6	96	163	0.00	2.6	22.1	2.20	0.32	5.62	0.64	3.1	31	
1-Feb-10	261	21.6	39.2	135.0	0	0	25.20	4.4	25.2	135	176	0.22	6.1	28.7	1.30	0.40	4.80	0.75	3.1	25	
3-Feb-10	267	24.3	36.4	67.4	0	0.32	27.22	3.2	26.9	71	175	0.00	0.0	21.2	1.80	0.78	4.88	0.41	2.3	26	
5-Feb-10	272	26.2	18.0	102.0	0	0	26.40	7.9	26.4	106	180	0.00	0.0	18.2	1.40	0.36	3.86	0.55	2.1	16	
8-Feb-10	262	25.9	48.2	147.0	0	0	28.40	3.5	28.4	113	171	1.40	0.0	31.8	2.00	1.40	8.20	0.51	4.8	22	
11-Feb-10	268	23.4	24.7	61.2	0	0	28.60	4.2	28.6	90	179	0.17	51.9	74.4	0.90	0.00	3.70	0.62	2.8	25	
12-Feb-10	271	27.3	27.2	116.0	0	0	33.50	4.5	33.5	115	201	7.28	55.5	84.7	1.80	0.00	10.80	0.68	9.0	29	
16-Feb-10	241	26.0	31.9	149.0	8	0	34.10	4.4	26.1	117	176	7.49	60.8	85.5	3.60	0.00	11.80	0.56	8.2	20	
17-Feb-10	242	28.8	33.3	146.0	0	0	31.50	4.2	31.5	110	178	8.52	60.8	86.9	3.70	0.00	13.90	0.57	10.2	19	
19-Feb-10	263	27.0	30.8	158.0	0	0	32.30	4.7	32.3	114	207	11.00	68.2	97.4	0.68	0.34	13.22	1.10	12.2	29	
22-Feb-10	263	28.9	48.6	166.0	0	0	31.50	4.5	31.5	120	172	1.35	53.3	71.9	3.20	0.00	4.70	0.50	1.5	18	
24-Feb-10	259	26.1	23.9	119.0	0	0	32.60	3.7	32.6	109	161	0.76	44.3	64.8	5.20	0.00	7.80	0.58	2.6	29	
26-Feb-10	267	27.9	28.8	151.0	0	0	37.80	4.3	37.8	116	155	0.66	4.3	43.3	73.4	7.10	0.00	7.10	0.93	0.0	28
1-Mar-10	254	25.6	30.2																		

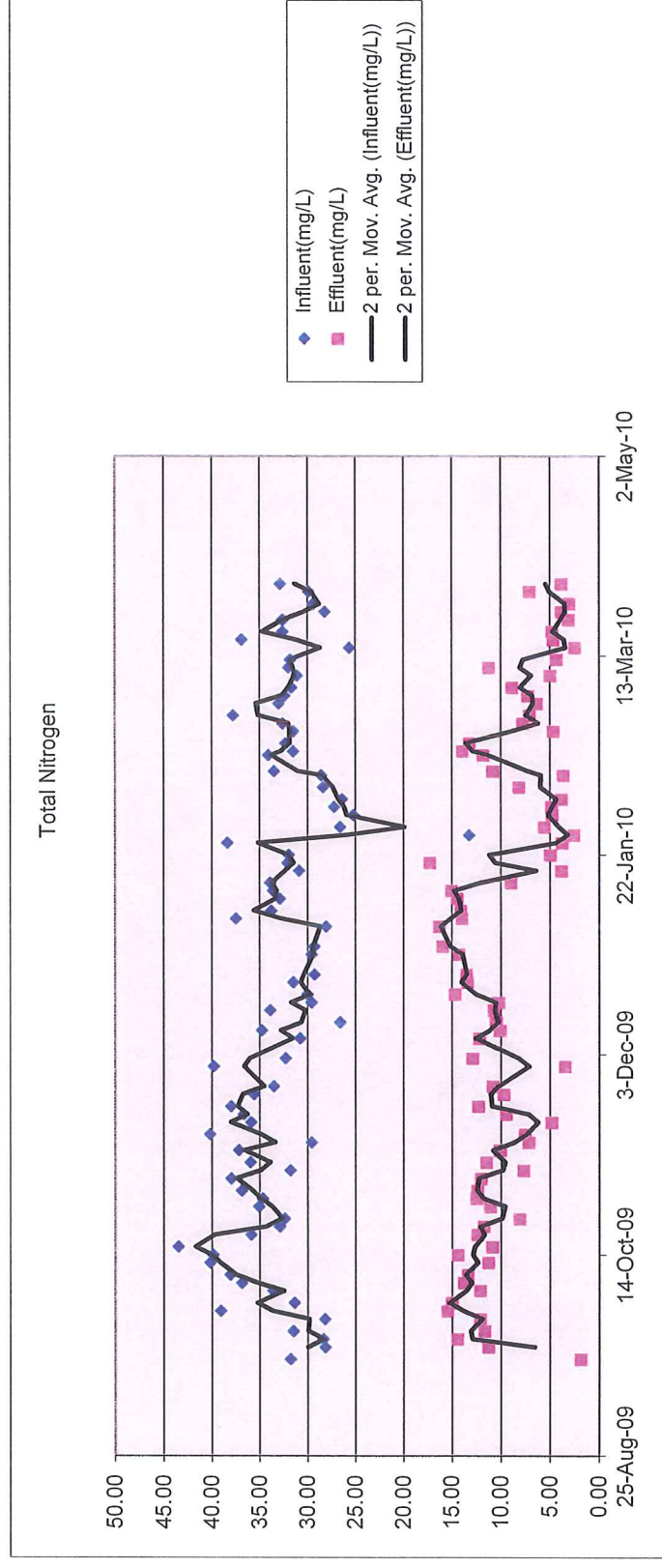
ALKALINITY REDUCTION			
INFLUENT VS EFFLUENT			
Date	Influent	Effluent	% Reduction
18-Sep-09	281.00	120.00	57.30%
21-Sep-09	237.00	151.00	36.29%
23-Sep-09	221.00	120.00	45.70%
25-Sep-09	283.00	147.00	48.06%
28-Sep-09	289.00	157.00	45.67%
30-Sep-09	282.00	147.00	47.87%
2-Oct-09	299.00	151.00	49.50%
5-Oct-09	298.00	154.00	48.32%
7-Oct-09	303.00	148.00	51.16%
9-Oct-09	304.00	153.00	49.67%
12-Oct-09	305.00	171.00	43.93%
14-Oct-09	286.00	151.00	47.20%
16-Oct-09	308.00	150.00	51.30%
19-Oct-09	305.00	172.00	43.61%
21-Oct-09	322.00	183.00	43.17%
23-Oct-09	318.00	183.00	42.45%
26-Oct-09	327.00	175.00	46.48%
28-Oct-09	317.00	160.00	49.53%
30-Oct-09	313.00	163.00	47.92%
2-Nov-09	308.00	182.00	40.91%
4-Nov-09	308.00	208.00	32.03%
6-Nov-09	306.00	160.00	48.05%
9-Nov-09	311.00	170.00	45.34%
11-Nov-09	313.00	178.00	43.13%
13-Nov-09	324.00	179.00	44.75%
16-Nov-09	188.00	189.00	-0.53%
18-Nov-09	310.00	179.00	42.26%
20-Nov-09	308.00	163.00	47.08%
23-Nov-09	300.00	167.00	44.33%
25-Nov-09	292.00	171.00	41.44%
30-Nov-09	307.00	156.00	49.19%
2-Dec-09	292.00	152.00	47.95%
7-Dec-09	298.00	157.00	47.32%
9-Dec-09	291.00	163.00	43.99%
11-Dec-09	272.00	155.00	43.01%
14-Dec-09	279.00	155.00	44.44%
16-Dec-09	285.00	160.00	43.86%
18-Dec-09	282.00	145.00	48.58%
21-Dec-09	294.00	154.00	47.62%
23-Dec-09	295.00	152.00	48.47%
28-Dec-09	248.00	131.00	47.18%
30-Dec-09	262.00	130.00	50.38%
4-Jan-10	275.00	138.00	49.82%
6-Jan-10	289.00	157.00	45.67%
8-Jan-10	295.00	161.00	45.42%
11-Jan-10	295.00	162.00	45.08%
13-Jan-10	286.00	159.00	44.41%
15-Jan-10	294.00	172.00	41.50%
18-Jan-10	282.00	190.00	32.62%
20-Jan-10	290.00	194.00	33.10%
22-Jan-10	296.00	189.00	36.15%
25-Jan-10	307.00	201.00	34.53%
27-Jan-10	169.00	162.00	4.14%
29-Jan-10	237.00	162.00	31.65%
1-Feb-10	261.00	176.00	32.57%
3-Feb-10	267.00	175.00	34.46%
5-Feb-10	272.00	180.00	33.82%
8-Feb-10	262.00	171.00	34.73%
11-Feb-10	268.00	179.00	33.21%
12-Feb-10	271.00	201.00	25.83%
16-Feb-10	241.00	176.00	26.97%
17-Feb-10	242.00	178.00	26.45%
19-Feb-10	263.00	207.00	21.29%
22-Feb-10	263.00	172.00	34.60%
24-Feb-10	259.00	161.00	37.84%
26-Feb-10	267.00	155.00	41.95%
1-Mar-10	254.00	172.00	32.28%
3-Mar-10	257.00	163.00	36.58%
5-Mar-10	258.00	155.00	39.92%
8-Mar-10	259.00	164.00	36.68%
10-Mar-10	257.00	166.00	35.41%
12-Mar-10	264.00	172.00	34.85%
15-Mar-10	208.00	161.00	22.60%
17-Mar-10	237.00	153.00	35.44%
19-Mar-10	242.00	154.00	36.36%
22-Mar-10	251.00	166.00	33.86%
24-Mar-10	240.00	166.00	30.83%
26-Mar-10	255.00	164.00	35.69%
29-Mar-10	240.00	155.00	35.42%
31-Mar-10	240.00	167.00	30.42%
Average	277.25	165.16	40.43%



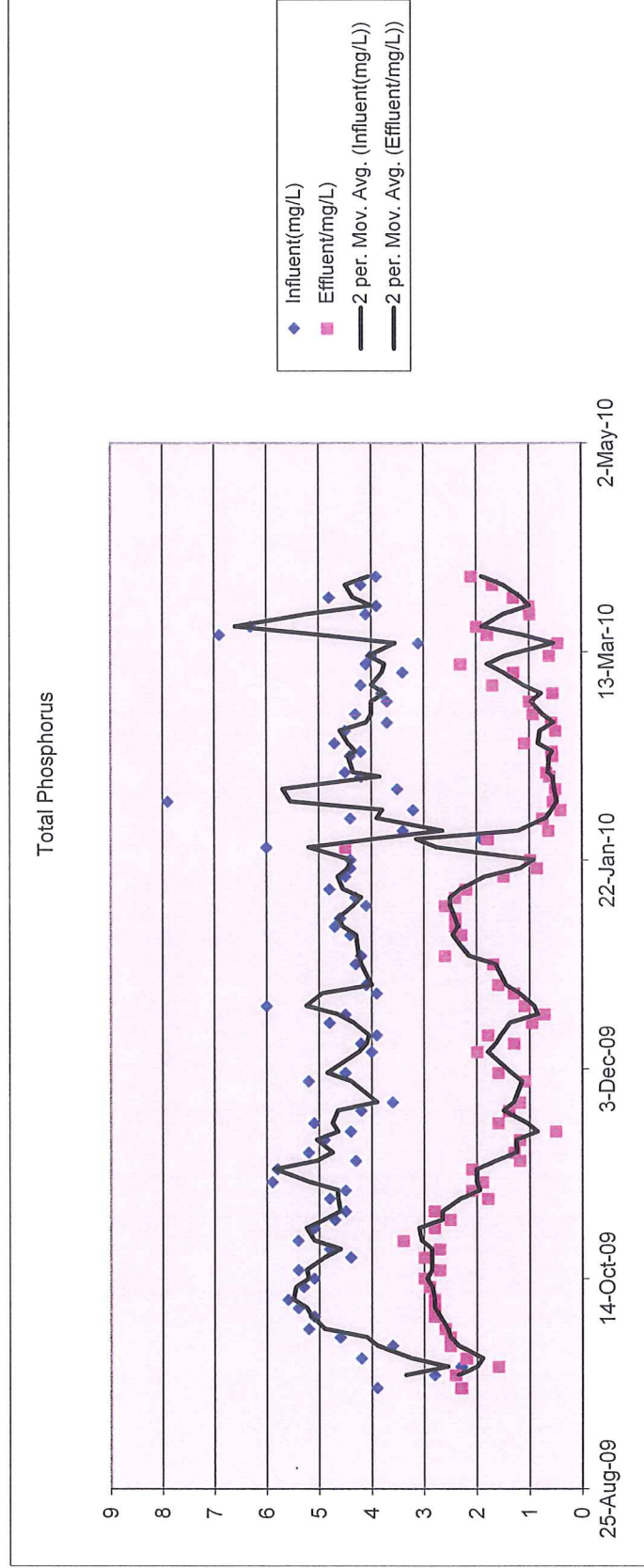
AMMONIA REDUCTION INFLUENT VS EFFLUENT				
Date	Influent	Effluent	% Reduction	Comments
18-Sep-09	33.3	0.14	99.58%	
21-Sep-09	22.3	0	100.00%	
23-Sep-09	22.1	0.11	99.50%	
25-Sep-09	29.2	0.11	99.62%	
28-Sep-09	29.4	0	100.00%	
30-Sep-09	25.9	0	100.00%	
2-Oct-09	31.1	0	100.00%	
5-Oct-09	29.6	0.14	99.53%	
7-Oct-09	28.4	0	100.00%	
9-Oct-09	30.9	0.15	99.51%	
12-Oct-09	34.2	0	100.00%	
14-Oct-09	32.2	0.7	97.83%	
16-Oct-09	31.8	0	100.00%	
19-Oct-09	30	0.1	99.67%	
21-Oct-09	28.9	0.15	99.48%	
23-Oct-09	32.3	0.23	99.29%	
26-Oct-09	32.1	0	100.00%	
28-Oct-09	30.2	0.13	99.57%	
30-Oct-09	29.4	0	100.00%	
2-Nov-09	29.7	0.31	98.96%	
4-Nov-09	34.2	0.316	99.08%	
6-Nov-09	32.3	0.18	99.44%	
9-Nov-09	33.20	0.19	99.43%	
11-Nov-09	28.40	0.00	100.00%	
13-Nov-09	29.70	0.00	100.00%	
16-Nov-09	31.50	0.34	98.92%	
18-Nov-09	31.10	0.00	100.00%	
20-Nov-09	33.10	0.00	100.00%	
23-Nov-09	32.40	0.31	99.04%	
25-Nov-09	27.60	0.00	100.00%	
30-Nov-09	30.60	0.00	100.00%	
2-Dec-09	32.80	0.56	98.29%	
7-Dec-09	25.80	0.67	97.40%	
9-Dec-09	29.20	0.75	97.43%	
11-Dec-09	26.10	0.00	100.00%	
14-Dec-09	28.80	0.14	99.51%	
16-Dec-09	29.00	0.00	100.00%	
18-Dec-09	28.20	0.11	99.61%	
21-Dec-09	31.20	1.23	96.06%	
23-Dec-09	29.40	1.53	94.80%	
28-Dec-09	23.30	0.10	99.57%	
30-Dec-09	24.50	0.00	100.00%	
4-Jan-10	24.00	0.91	96.21%	
6-Jan-10	28.90	0.98	96.61%	
8-Jan-10	28.70	1.81	93.69%	
11-Jan-10	25.20	1.78	92.94%	
13-Jan-09	25.60	1.34	94.77%	
15-Jan-10	29.10	0.24	99.18%	
18-Jan-10	27.50	0.16	99.42%	
20-Jan-10	23.70	0.00	100.00%	
22-Jan-10	26.60	0.18	99.32%	
25-Jan-10	29.40	1.31	95.54%	
27-Jan-10	12.80	0.12	99.06%	
29-Jan-10	19.90	0.00	100.00%	
1-Feb-10	21.60	0.22	98.98%	
3-Feb-10	24.30	0.00	100.00%	
5-Feb-10	26.20	0.00	100.00%	
8-Feb-10	25.90	1.40	94.59%	
11-Feb-10	23.40	0.17	99.27%	
12-Feb-10	27.30	7.28	73.33%	
16-Feb-10	26.00	7.49	71.19%	
17-Feb-10	28.80	8.52	70.42%	
19-Feb-10	27.00	11.00	59.26%	suspicious result, only 59.26% of ammonia removed
22-Feb-10	28.90	1.35	95.33%	
24-Feb-10	26.10	0.76	97.09%	
26-Feb-10	27.90	0.66	97.63%	
1-Mar-10	25.60	2.49	90.27%	
3-Mar-10	26.30	0.15	99.43%	
5-Mar-10	31.50	0.00	100.00%	
8-Mar-10	28.00	0.24	99.14%	
10-Mar-10	26.90	2.42	91.00%	
12-Mar-10	29.40	0.00	100.00%	
15-Mar-10	18.40	0.10	99.46%	
17-Mar-10	23.40	0.00	100.00%	
19-Mar-10	21.20	0.11	99.48%	
22-Mar-10	22.70	0.16	99.30%	
24-Mar-10	23.50	0.00	100.00%	
26-Mar-10	29.30	0.00	100.00%	
29-Mar-10	20.80	0.25	98.80%	
31-Mar-10	22.80	0.28	98.77%	
Average	28.07	0.88	96.87%	



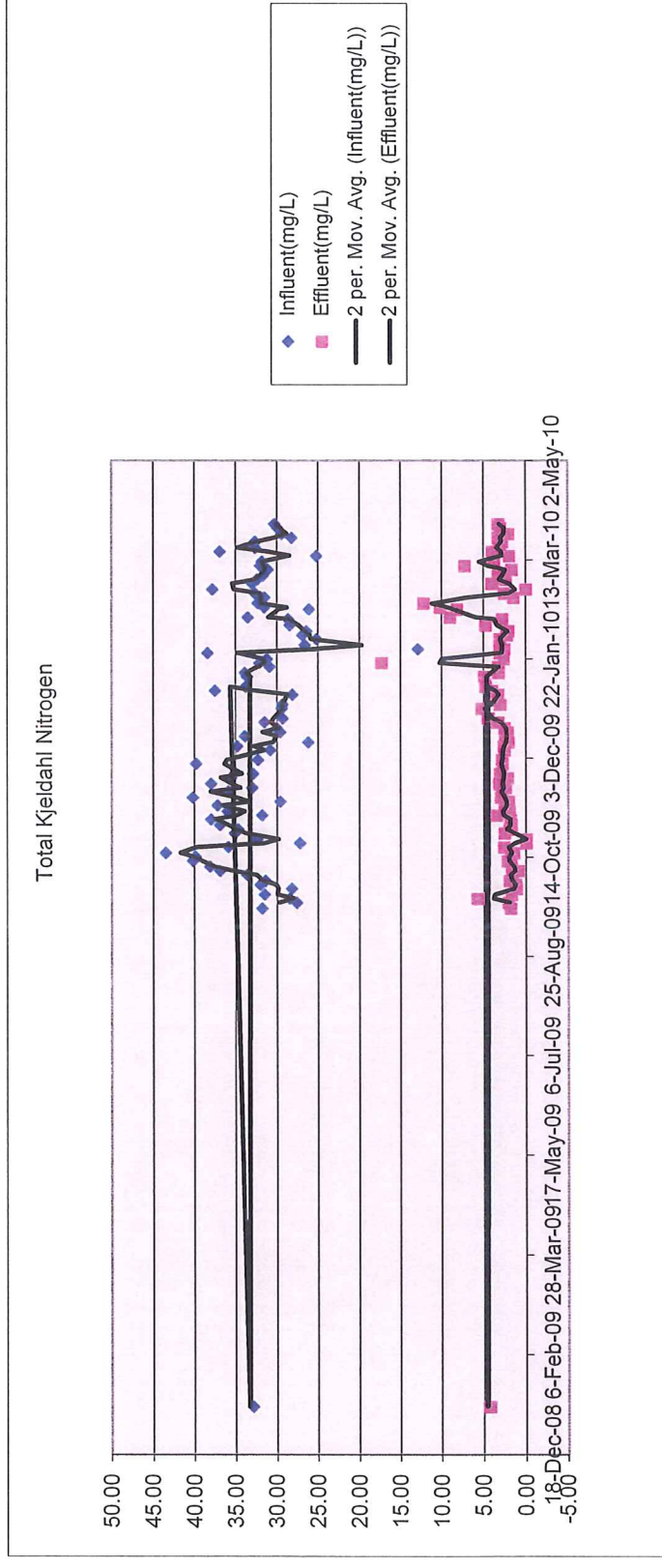
TN REDUCTION			
INFLUENT VS EFFLUENT			
Date	Influent	Effluent	% Reduction
18-Sep-09	31.80	1.90	94.03%
21-Sep-09	28.18	11.30	59.90%
23-Sep-09	28.40	14.45	49.12%
25-Sep-09	31.50	11.68	62.92%
28-Sep-09	28.20	12.10	57.09%
30-Sep-09	39.10	15.50	60.36%
2-Oct-09	31.40	15.00	52.23%
5-Oct-09	33.60	12.10	63.99%
7-Oct-09	36.90	13.80	62.60%
9-Oct-09	38.10	13.38	64.88%
12-Oct-09	40.20	11.30	71.89%
14-Oct-09	39.90	14.42	63.86%
16-Oct-09	43.50	10.90	74.94%
19-Oct-09	35.90	12.40	65.46%
21-Oct-09	32.90	11.74	64.32%
23-Oct-09	32.40	8.14	74.88%
26-Oct-09	35.10	11.10	68.38%
28-Oct-09	34.70	12.50	63.98%
30-Oct-09	36.90	12.40	66.40%
2-Nov-09	38.00	12.00	68.42%
4-Nov-09	31.80	7.72	75.72%
6-Nov-09	36.00	11.50	68.06%
9-Nov-09	37.20	10.10	72.85%
11-Nov-09	29.60	7.20	75.68%
13-Nov-09	40.20	7.60	81.09%
16-Nov-09	35.90	4.90	86.35%
18-Nov-09	36.70	9.50	74.11%
20-Nov-09	38.00	12.30	67.63%
23-Nov-09	35.60	9.74	72.64%
25-Nov-09	33.52	10.80	67.78%
30-Nov-09	39.80	3.50	91.21%
2-Dec-09	32.30	12.92	60.00%
7-Dec-09	30.80	12.16	60.52%
9-Dec-09	34.80	10.10	70.98%
11-Dec-09	26.60	10.50	60.53%
14-Dec-09	33.90	10.70	68.44%
16-Dec-09	29.60	10.30	65.20%
18-Dec-09	30.00	14.70	51.00%
21-Dec-09	31.50	13.38	57.52%
23-Dec-09	29.30	13.52	53.86%
28-Dec-09	29.60	14.30	51.69%
30-Dec-09	29.30	16.00	45.39%
4-Jan-10	28.10	16.32	41.92%
6-Jan-10	37.50	13.96	62.77%
8-Jan-10	33.80	14.10	58.28%
11-Jan-10	32.90	14.50	55.93%
13-Jan-10	33.60	15.06	55.18%
15-Jan-10	33.90	9.00	73.45%
18-Jan-10	30.90	3.86	87.51%
20-Jan-10	32.10	17.30	46.11%
22-Jan-10	32.00	5.02	84.31%
25-Jan-10	38.40	3.80	90.10%
27-Jan-10	13.22	2.60	80.33%
29-Jan-10	26.60	5.62	78.87%
1-Feb-10	25.20	4.80	80.95%
3-Feb-10	27.22	4.88	82.07%
5-Feb-10	26.40	3.86	85.38%
8-Feb-10	28.40	8.20	71.13%
11-Feb-10	28.60	3.70	87.06%
12-Feb-10	33.50	10.80	67.76%
16-Feb-10	34.10	11.80	65.40%
17-Feb-10	31.50	13.90	55.87%
19-Feb-10	32.30	13.22	59.07%
22-Feb-10	31.50	4.70	85.08%
24-Feb-10	32.60	7.80	76.07%
26-Feb-10	37.80	7.10	81.22%
1-Mar-10	33.00	6.40	80.61%
3-Mar-10	32.40	7.30	77.47%
5-Mar-10	31.70	8.90	71.92%
8-Mar-10	31.10	5.00	83.92%
10-Mar-10	32.00	11.20	65.00%
12-Mar-10	31.80	4.38	86.23%
15-Mar-10	25.62	2.50	90.24%
17-Mar-10	36.90	4.70	87.26%
19-Mar-10	32.60	4.80	85.28%
22-Mar-10	32.60	3.12	90.43%
24-Mar-10	28.20	3.86	86.31%
26-Mar-10	29.40	3.10	89.46%
29-Mar-10	29.90	7.10	76.25%
31-Mar-10	32.86	3.86	88.25%
Average	32.65	9.64	70.46%



TP REDUCTION			
INFLUENT VS EFFLUENT			
Date	Influent	Average	% Reduction
18-Sep-09	3.9	2.3	41.03%
21-Sep-09	2.8	2.4	14.29%
23-Sep-09	2.3	1.6	30.43%
25-Sep-09	4.2	2.2	47.62%
28-Sep-09	3.6	2.5	30.56%
30-Sep-09	4.6	2.5	45.65%
2-Oct-09	5.2	2.6	50.00%
5-Oct-09	5.1	2.8	45.10%
7-Oct-09	5.4	2.8	48.15%
9-Oct-09	5.6	2.8	50.00%
12-Oct-09	5.3	2.9	45.28%
14-Oct-09	5.1	3	41.18%
16-Oct-09	5.4	2.7	50.00%
19-Oct-09	4.4	3	31.82%
21-Oct-09	4.8	2.7	43.75%
23-Oct-09	5.4	3.4	37.04%
26-Oct-09	5.1	2.8	45.10%
28-Oct-09	4.7	2.5	46.81%
30-Oct-09	4.5	2.8	37.78%
2-Nov-09	4.8	1.8	62.50%
4-Nov-09	4.5	2.1	53.33%
6-Nov-09	5.9	1.9	67.80%
9-Nov-09	5.80	2.10	63.79%
11-Nov-09	4.30	1.20	72.09%
13-Nov-09	5.20	1.30	75.00%
16-Nov-09	4.90	1.20	75.51%
18-Nov-09	4.40	0.51	88.41%
20-Nov-09	5.10	1.60	68.63%
23-Nov-09	4.20	1.40	66.67%
25-Nov-09	3.60	1.20	66.67%
30-Nov-09	5.20	1.10	78.85%
2-Dec-09	4.50	1.60	64.44%
7-Dec-09	4.00	2.00	50.00%
9-Dec-09	4.20	1.30	69.05%
11-Dec-09	3.90	1.80	53.85%
14-Dec-09	4.80	0.96	80.00%
16-Dec-09	4.50	0.73	83.78%
18-Dec-09	6.00	1.10	81.67%
21-Dec-09	3.90	1.30	66.67%
23-Dec-09	4.10	1.60	60.98%
28-Dec-09	4.30	1.70	60.47%
30-Dec-09	4.20	2.60	38.10%
4-Jan-10	4.40	2.30	47.73%
6-Jan-10	4.70	2.40	48.94%
8-Jan-10	4.60	2.40	47.83%
11-Jan-10	4.10	2.60	36.59%
13-Jan-10	4.30	2.40	44.19%
15-Jan-10	4.80	2.20	54.17%
18-Jan-10	4.50	1.50	66.67%
20-Jan-10	4.40	0.86	80.45%
22-Jan-10	4.40	0.99	77.50%
25-Jan-10	6.00	4.50	25.00%
27-Jan-10	1.90	1.80	5.26%
29-Jan-10	3.40	0.64	81.18%
1-Feb-10	4.40	0.75	82.95%
3-Feb-10	3.20	0.41	87.19%
5-Feb-10	7.90	0.55	93.04%
8-Feb-10	3.30	0.51	85.43%
11-Feb-10	4.20	0.62	85.24%
12-Feb-10	4.50	0.68	84.89%
16-Feb-10	4.40	0.56	87.27%
17-Feb-10	4.20	0.57	86.43%
19-Feb-10	4.70	1.10	76.60%
22-Feb-10	4.50	0.50	88.89%
24-Feb-10	3.70	0.58	84.32%
26-Feb-10	4.30	0.93	78.37%
1-Mar-10	3.70	1.00	72.97%
3-Mar-10	3.80	0.55	85.53%
5-Mar-10	4.20	1.70	59.52%
8-Mar-10	3.40	1.30	61.76%
10-Mar-10	4.10	2.30	43.90%
12-Mar-10	4.00	0.62	84.50%
15-Mar-10	3.10	0.46	85.16%
17-Mar-10	6.90	1.80	73.91%
19-Mar-10	6.30	2.00	68.25%
22-Mar-10	4.10	0.99	75.85%
24-Mar-10	3.90	1.00	74.36%
26-Mar-10	4.80	1.30	72.92%
29-Mar-10	4.20	1.70	59.52%
31-Mar-10	3.90	2.10	46.15%
Average	4.50	1.69	62.48%



TKN REDUCTION			
Date	INFLUENT VS EFFLUENT		% Reduction
	Influent	Effluent	
18-Sep-09	31.80	1.90	94.03%
21-Sep-09	27.60	2.10	92.39%
23-Sep-09	28.40	5.70	79.93%
25-Sep-09	31.50	1.80	94.29%
28-Sep-09	28.20	1.20	95.74%
30-Sep-09	32.00	1.30	95.94%
2-Oct-09	31.40	2.00	93.63%
5-Oct-09	33.60	1.70	94.94%
7-Oct-09	36.90	1.00	97.29%
9-Oct-09	38.10	1.80	95.28%
12-Oct-09	40.20	2.20	94.53%
14-Oct-09	39.90	1.90	95.24%
16-Oct-09	43.50	1.50	96.55%
19-Oct-09	35.90	2.70	92.48%
21-Oct-09	27.20	0.00	100.00%
23-Oct-09	32.40	0.00	100.00%
26-Oct-09	35.10	2.60	92.59%
28-Oct-09	34.70	2.00	94.24%
30-Oct-09	36.90	1.80	95.12%
2-Nov-09	38.00	1.90	95.00%
4-Nov-09	31.80	3.50	88.99%
6-Nov-09	36.00	2.00	94.44%
9-Nov-09	37.20	2.60	93.01%
11-Nov-09	29.60	2.10	92.91%
13-Nov-09	40.20	3.00	92.54%
16-Nov-09	35.90	2.90	91.92%
18-Nov-09	33.00	2.50	92.42%
20-Nov-09	38.00	3.20	91.58%
23-Nov-09	35.60	2.20	93.82%
25-Nov-09	32.90	3.10	90.58%
30-Nov-09	39.80	2.80	92.96%
2-Dec-09	32.30	2.90	91.02%
7-Dec-09	30.80	2.60	91.56%
9-Dec-09	34.80	2.70	92.24%
11-Dec-09	26.20	2.10	91.98%
14-Dec-09	33.90	2.50	92.63%
16-Dec-09	29.60	2.20	92.57%
18-Dec-09	30.00	2.60	91.33%
21-Dec-09	31.50	3.40	89.21%
23-Dec-09	29.30	4.50	84.64%
28-Dec-09	29.40	5.20	82.31%
30-Dec-09	29.30	3.10	89.42%
4-Jan-10	28.10	3.40	87.90%
6-Jan-10	37.50	4.10	89.07%
8-Jan-10	33.80	4.80	85.80%
11-Jan-09	32.90	4.40	86.63%
13-Jan-10	33.60	4.90	85.42%
15-Jan-10	33.90	3.30	90.27%
18-Jan-10	30.90	3.30	89.32%
20-Jan-10	32.10	17.30	46.11%
22-Jan-10	31.20	2.70	91.35%
25-Jan-10	38.40	3.10	91.93%
27-Jan-10	12.90	2.60	79.84%
29-Jan-10	26.60	3.10	88.35%
1-Feb-10	25.20	3.10	87.70%
3-Feb-10	26.90	2.30	91.45%
5-Feb-10	26.40	2.10	92.05%
8-Feb-10	28.40	4.80	83.10%
11-Feb-10	28.60	2.80	90.21%
12-Feb-10	33.50	9.00	73.13%
16-Feb-10	26.10	8.20	68.58%
17-Feb-10	31.50	10.20	67.62%
19-Feb-10	32.30	12.20	62.23%
22-Feb-10	31.50	1.50	95.24%
24-Feb-10	32.60	2.60	92.02%
26-Feb-10	37.80	0.00	100.00%
1-Mar-10	33.00	4.00	87.88%
3-Mar-10	32.40	2.40	92.59%
5-Mar-10	31.70	3.30	89.59%
8-Mar-10	31.10	1.70	94.53%
10-Mar-10	32.00	7.20	77.50%
12-Mar-10	31.80	3.80	88.05%
15-Mar-10	25.20	2.00	92.06%
17-Mar-10	36.90	3.90	89.43%
19-Mar-10	32.60	3.10	90.49%
22-Mar-10	32.60	2.80	91.41%
24-Mar-10	28.20	3.30	88.30%
26-Mar-10	29.40	2.10	92.86%
29-Mar-10	29.90	3.10	89.63%
31-Mar-10	30.30	3.30	89.11%
Average	32.26	3.30	89.77%



TSS REDUCTION

INFLUENT VS EFFLUENT

Date	Influent	Effluent	% Reduction
18-Sep-09			#DIV/0!
21-Sep-09			#DIV/0!
23-Sep-09			#DIV/0!
25-Sep-09			#DIV/0!
28-Sep-09			#DIV/0!
30-Sep-09			#DIV/0!
2-Oct-09			#DIV/0!
5-Oct-09			#DIV/0!
7-Oct-09			#DIV/0!
9-Oct-09			#DIV/0!
12-Oct-09			#DIV/0!
14-Oct-09	198.00	19.00	90.40%
16-Oct-09	148.00	18.00	87.84%
19-Oct-09	136.00	12.00	91.18%
21-Oct-09	109.00	17.00	84.40%
23-Oct-09	192.00	19.00	90.10%
26-Oct-09	132.00	22.00	83.33%
28-Oct-09	137.00	18.00	86.86%
30-Oct-09	89.00	13.00	85.39%
2-Nov-09	155.00	16.00	89.68%
4-Nov-09	147.00	11.00	92.52%
6-Nov-09	156.00	19.00	87.82%
9-Nov-09	154.00	17.00	88.96%
11-Nov-09	59.00	23.00	61.02%
13-Nov-09	146.00	21.00	85.62%
16-Nov-09	135.00	13.00	90.37%
18-Nov-09	60.00	17.00	71.67%
20-Nov-09	131.00	19.00	85.50%
23-Nov-09	61.00	16.00	73.77%
25-Nov-09	88.00	28.00	68.18%
30-Nov-09	151.00	17.00	88.74%
2-Dec-09	150.00	22.00	85.33%
7-Dec-09	78.00	17.00	78.21%
9-Dec-09	53.00	19.00	64.15%
11-Dec-09	130.00	14.00	89.23%
14-Dec-09	130.00	18.00	86.15%
16-Dec-09	80.00	11.00	86.25%
18-Dec-09	290.00	25.00	91.38%
21-Dec-09	147.00	27.00	81.63%
23-Dec-09	89.00	30.00	66.29%
28-Dec-09	156.00	38.00	75.64%
30-Dec-09	126.00	30.00	76.19%
4-Jan-10	172.00	37.00	78.49%
6-Jan-10	133.00	33.00	75.19%
8-Jan-10	54.00	36.00	33.33%
11-Jan-10	43.00	27.00	37.21%
13-Jan-10	112.00	13.00	88.39%
15-Jan-10	124.00	32.00	74.19%
18-Jan-10	148.00	96.00	35.14%
20-Jan-10	127.00	28.00	77.95%
22-Jan-10	121.00	50.00	58.68%
25-Jan-10	193.00	36.00	81.35%
27-Jan-10	70.00	33.00	52.86%
29-Jan-10	96.00	31.00	67.71%
1-Feb-10	135.00	25.00	81.48%
3-Feb-10	71.00	26.00	63.38%
5-Feb-10	106.00	16.00	84.91%
8-Feb-10	113.00	22.00	80.53%
11-Feb-10	90.00	25.00	72.22%
12-Feb-10	115.00	29.00	74.78%
16-Feb-10	117.00	20.00	82.91%
17-Feb-10	110.00	19.00	82.73%
19-Feb-10	120.00	18.00	85.00%
22-Feb-10	109.00	29.00	73.39%
24-Feb-10	116.00	28.00	75.86%
26-Feb-10	48.00	29.00	39.58%
1-Mar-10	53.00	25.00	52.83%
3-Mar-10	129.00	27.00	79.07%
5-Mar-10	49.00	29.00	40.82%
8-Mar-10	113.00	34.00	69.91%
10-Mar-10	120.00	23.00	80.83%
12-Mar-10	91.00	13.00	85.71%
15-Mar-10	243.00	41.00	83.13%
17-Mar-10	270.00	39.00	85.56%
19-Mar-10	127.00	15.00	88.19%
22-Mar-10	72.00	33.00	54.17%
24-Mar-10	95.00	30.00	68.42%
26-Mar-10	124.00	33.00	73.39%
29-Mar-10	103.00	37.00	64.08%
31-Mar-10	103.00	37.00	64.08%
Average	120.99	25.36	79.04%

Total Suspended Solids

